

genie™ copper mesh

first-ever copper-infused, biocidal mesh back specifically designed for clinical areas and perfectly positioned for healthcare environments.



via seating introduces the First Ever Copper Infused Mesh Back Chair suitable for Clinical Areas (Patent-Pending).

By partnering with Cupron and utilizing their copper based proprietary and patented technology, **via seating** has developed a unique copper infused mesh. It's available on our Genie™ task, stool, conference room chairs, Genie™'s guest chair (Splash) and our Vista II mesh chair and stool. Cupron technology works by physically embedding an EPA-registered copper into the fibers of our **via seating copper mesh**. Through this process, the copper will not wear off like topically applied alternatives. **The result is a self-sanitizing, copper-infused mesh that has strong biocidal, antifungal, and antiviral properties. There are additional anti-odor properties to the copper mesh as well.**

TESTING GENIE™ COPPER MESH

The testing was performed against 3 different microorganisms (Staphylococcus aureus – a gram positive bacteria; Klebsiella pneumoniae – a gram negative bacteria and Candida albicans – a yeast) per AATCC-100 on the following materials:

1. **Genie™ Copper Mesh**
2. Krypton
3. Silvertex
4. Silica
5. Regular Mesh - Black swatches without antimicrobial additive

Over a two hour contact time, Cupron reduced the three bacteria by 99.9%. Silvertex had comparable results. The results show **Genie™ Copper Mesh** outperformed the other materials tested. This proves that the addition of copper delivers significant reduction in antimicrobial activity. Therefore, **Genie™ Copper Mesh** back is a better solution than other mesh or upholstered back options.



genie copper mesh™

Nightingale Awards



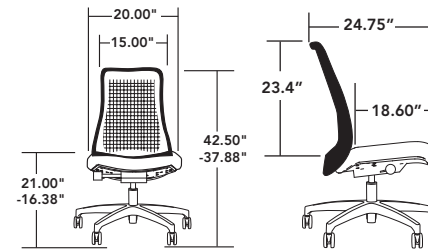
CONFERENCE | TASK

- first copper-infused mesh back task chair for clinical areas (patent-pending)
- biocidal mesh back inhibits growth of micro-organisms
- 24/7 task chair - weight rated up to 400 lbs. (D seat)
- shaped for greater mobility of the upper back
- control options range from simple swivel tilt to full ergonomic syncro function

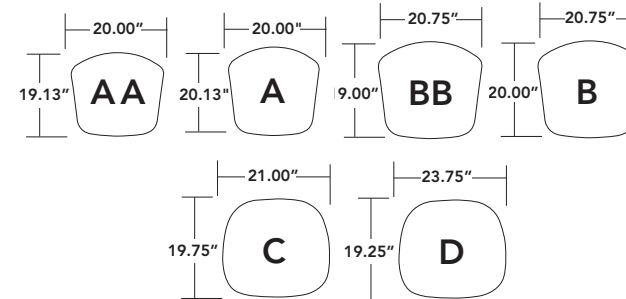


genie™ copper mesh


black frames - 401/405/408/410
white frames - 421/425/428/430



(chair shown has an A seat)



mesh colors



controls

-25C/26C swivel tilt control

use for: conference seating

1. seat height adjustment
2. tilt lock
3. back/recline tension adjustment
4. seat slider on 26C (range: 2.5")

note: Seat and back tilt as a unit
weight capacity: 275 lbs

-61C/62C syncro control with Side tension adjustment

use for: task | conference seating

1. seat height adjustment
2. back/recline tension adjustment
3. tilt lock
4. seat slider on 62C (range 2.5")

note: seat and back move at 2:1 ratio
weight capacity: 350 lbs

-34C swivel and tilt control

use for: drafting stools

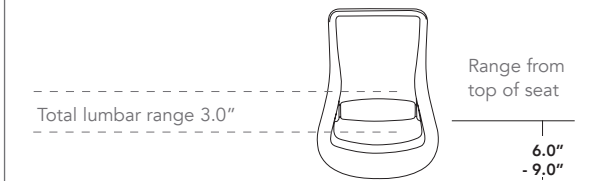
1. seat height adjustment
2. tilt lock

note: seat angle is fixed
weight capacity: 300 lbs (N/A on C or D seats)

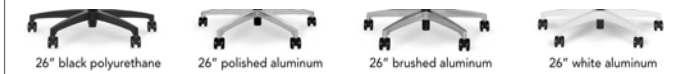
arms



adjustable lumbar - LS1



bases



addition options (full list available in price book)

SUFFIX	DESCRIPTION
-PTG	AA or BB petite seat (-1.0" depth)
-1	standard cap: 39A
-18S	standard cap: 51A, 52A, 53A
-19AB	width adjustment bracket: 51A, 52A, 53A
-21TB133T	TB133 fire rated products
-16HP	standard black carpet caster
-16SCG	gray hard floor caster
-16GL	black glides
-11DR	tall stool kit (only on -34C)
-11XDR	extra tall stool kit (only on -34C)

